

Richmond Orchid Alliance

We are all about Orchids!

February 2010

Wanda Andrako, Editor
Jim Creech, Layout Editor
and Photography

ROA4U@RichmondOrchidAlliance.org

Inside This Issue

- Page 2 President's Message
 Bring a Friend to ROA
 Atrium Help Needed
 Upcoming Events
- Page 3 ROA Library
 Membership Dues
 Refreshments
- Page 4 Annual Showcase Awards
 January Showcase Winners
- Page 5 Board of Directors
 Committee Chairmen
 Raffle
 Growing Tips
- Page 6 Address Changes
 Richmond Magazine

Birthdays

- Leon Blumreich** 2/14
Roger Horman 2/16
Dermot Murphy 2/25

Happy Birthday to you!



ROA Bulletin



Joe Mathias

Orchid supplies – What Works and Why?

Joe Mathias, a charter member of ROA, will be speaking on the whats and whys of orchid supplies at our February 14th program. His discussion will range from the types of media, to the types of pots, and to the types of chemicals available to growers. More importantly, he will talk about the choices you need to be making as growers of orchids and how those choices translate into your choice of media, your choice of a pot, and the choices you make with regard to fertilizers and the control of pests, molds and fungi.

Joe has been interested in orchids for years and will share his experience of using different supplies to provide the best growing results. He will be presenting a demonstration on differing potting mediums and why some work better than others. Joe will also be explaining why he uses clear pots rather than clay or colored. He will also be sharing about orchid-related products that are available which he does not use, and why. Joe's knowledge of orchid culture and experience with various orchid supplies provides a wealth of information on how to keep those orchids growing and blooming. Come and explore new ways to grow and maintain your orchids.

Come with questions so that Joe can help you to grow your orchids better. See you at 2:00 on February 14th at the Virginia Science Museum !

- Van Williams

**Feb. 14 at the Science Museum of VA Program starts at 2:00 PM.
To be considered for judging, plants for the Showcase
need to be on the table by 1:40**

Bring a Friend to ROA:

Start the New Year off right by bringing a friend to the February meeting! Think about folks you know that are interested in learning more about orchids, and get them to come with you to the meeting. We'll see you AND your friends there!

Barbi

Upcoming Events

February 14

Joe Mathias, Orchid Media and Supplies

March 14

Focus on Show Table: Critiquing Plants

April 11

The Vanilla Orchid, Janis Ranck

May 2

Living Gems: Miniature Orchids, Linda Wilhelm, Woodland Orchids

June 13

TBA

July

No Program

August 8

Picnic, Wanda Andrako's home

September 12

Blooming Plant Auction

October 10

Semi-Hydroponics, Tom Voytilla

November 14

Social with a mini-program on record keeping of plants

ROA activities and speakers emphasize the how-to and hands-on aspects of growing orchids.

ROA4U@RichmondOrchidAlliance.org

President's Message


Art Chadwick's program on large flowering Cattleya orchids was a great start to our program year. We are so fortunate to have such a great source and resource locally for orchids. Our members that attended had the opportunity to purchase many of the variety of orchids Art covered during his presentation. In addition there were many others to select from. No matter what type of orchid you grow, attending every program will help you increase your knowledge. If you have a question that may not be related to the topic, ask our speakers, they will be glad to share their knowledge and experience.

The best way to learn is to just jump in and volunteer! Bring your plants for the show table; participate in judging of the show table. We always have books that are available for you to read. Visit our Web site www.richmondorchidalliance.com. Many of the books have been reviewed by Buddy Harvie. Read each review and you may find a book that has the topic you are interested in learning more about. We have both current and older books. If you have a problem and can't make it to the program, go to our website, click on Orchid Doctors, their telephone numbers are listed for you to call. They have over 100 years of experience collectively with many orchid issues.

The secret I have found to growing beautiful orchids, is starting with health plants, understand the orchid's needs and knowing your growing conditions. We are committed to helping you achieve your goal. If you have one plant or 500, have been growing for a week or 50 years, you are welcome. Our programs are easy to understand and are full of culture information.

See you at the February 14th program! Program starts at 2:00.

Valli Laneve



American Orchid Society
Education. Conservation. Research.

For more information about the membership benefits of joining AOS go to www.aos.org.

The Atrium at the Science Museum

Our rental contract with the Science Museum of Virginia requires ROA to maintain the museum's atrium. Currently, we are limited in what can be accomplished in the atrium, but once the shark exhibit leaves on February 1st, we will need to re-establish its appearance. We need:

- a power washer that we can use 3 to 5 times in February and March
- plants (Christmas cactus, palms, ferns)
- soil (for repotting existing plants)

The museum staff has admired our work. Please call Valli (360-1625).

Membership dues

It is now time for your membership to be renewed for the coming year. An application has been enclosed for your use.

Refreshments

Thanks to everyone that brought wonderful goodies for the refreshment table. Special thanks to Valli for the delicious cake.

As you know next month's meeting falls on Valentines Day. If anyone wishes to bring a favorite treat to share please do so.

Thanks Mike and John.

Donations

If you have a favorite book on orchids and ROA does not have copy, consider purchasing a copy for our library. Your in-kind donation is tax deductible. See Buddy Harvie.

About This Bulletin

The Richmond Orchid Alliance meets at the Science Museum of Virginia, 2500 W. Broad Street, Richmond, at 2:00 P.M. of the second Sunday of each month from January through November. Yearly dues are \$25.00 per individual, or \$30.00 for a joint membership. Dues should be paid to the ROA Finance Director, Judy Craggs, P.O. Box 8682, Richmond, VA 23226.

The Richmond Orchid Alliance, LLC is a 501 (c) (3) non-profit organization. Any donations to ROA are tax deductible. We are affiliated with Orchid Digest and a member of the American Orchid Society.

The ROA Bulletin is a publication of the Richmond Orchid Alliance and is distributed to the Society's members monthly, prior to all club meetings.

ROA4U@RichmondOrchidAlliance.org

ROA Library

The ROA Library has a number of video tapes. If you still have a VCR player you should view these tapes. Orchid Pests and Diseases is one of them. It is reviewed below. Others may be reviewed in the future.

Orchid Pests and Diseases is narrated by Bob Webster. He starts by describing various orchid ailments and has vivid examples to illustrate them. He distinguishes clearly between really serious afflictions – those that will kill orchids – and those that only make them sick.

He rightly emphasizes good culture that will prevent problems to start with. Accepting the fact that problems do occur, though, he shows examples of diseased and infested plants, and demonstrates surgical procedures to save them. He discusses the application of pesticides. His emphasis on safety and his admonition to read and follow directions for chemical pesticides is very good but he doesn't demonstrate their application. His comments on viruses reiterate what we have all been told – that there is no cure. He recommends euthanasia or absolute quarantine of afflicted plants if one cannot part with a favorite plant. He takes us to the laboratory at the United States Department of Agriculture for a demonstration of virus detecting procedures, electron microscopy, bioassay or plant testing and serological testing. This is the weakest part of the tape. There is no explanation of what we are looking in the electron microscopy example and few of us in ROA have the laboratory technique for serological testing. We had a demonstration on bioassay testing at one of our monthly meetings and test kits are available from Agdia, Inc.

Overall this is an outstanding video, doubly so because of Bob Webster's clear, well-organized narration. It is a good complement to the AOS pamphlet of the same name.

L.K. Harvie
Librarian



Sue and Bill Akin were honored at the January program for their service on ROA's Board



Art Chadwick (member and speaker) answering Sallie Neblett's question

Annual Showtable Awards for 2009

Congratulations to all the 2009 Showtable Winners.

Blue Ribbons for the Year went to:

- Cattleya - L.K.Harvie
- Oncidium-Dendrobium - Valli Laneve/Jim Creech
- Paphiopedilum-Phragmipedium - Valli Laneve/Jim Creech
- Phalaenopsis - Jim Culbert
- Vandas and close cousins - Carol Hollenbeck
- Others and intergenerics - Valli Laneve/Jim Creech




Bc. Maikai 'Lea' grown by John Gregory



Phrag. Andean Fire grown by Valli Laneve/Jim Creech



Cym. Ice Cascade grown by Thuyen Trevino



Den. aggregatum grown by Valli Laneve/Jim Creech


ROA4U@RichmondOrchidAlliance.org



L.K. (Buddy) Harvie
Cattleya Winner



Jim Culbert
Phalaenopsis Winner



Carol Hollenbeck
Vanda Winner

GRAND PRIZE Went to Valli Laneve/Jim Creech for the most points for the year.

I have a breakdown of points earned by individuals. If you wish to know what points you earned contact Mike Chambliss Shells3331@aol.com.

Bring your blooming plants for the enjoyment of all.

January Showcase Winners

Cattleya

Blue ribbon - Bc. Maikai 'Lea' grown by John Gregory

Red ribbon - Lc. Melody Fair 'Carol' and Rhyncholaeliocattleya (Memoria Hide Akatsuka x Christine Fleshman) both grown by John Gregory

Yellow ribbon - Blc. Melecio Huerta (a 'Senior Perfecto' sib cross) grown by L.K. Harvie and B. Aristocrat grown by John Gregory

Paphiopedilum and Phragmipedium

Blue ribbon - Phrag. Andean Fire grown by Valli Laneve/Jim Creech

Oncidium and Dendrobium

Blue ribbon - Den. aggregatum grown by Valli Laneve/Jim Creech

Red ribbon - Onc. Lava Burst grown by Thuyen Trevino

Yellow ribbon - Tolumnia Genting Orange grown by Thuyen Trevino

Other and Small Intergenerics

Blue ribbon- Cym. Ice Cascade grown by Thuyen Trevino

Red ribbon- Neostylis Lou Sneary 'Bluebird' grown by Mike Chambliss

Yellow ribbon- Coel. Mooreana var. lemonica grown by Valli Laneve/Jim Creech.

Raffle

Ed and Nancy Bryce would like to thank the businesses and members that so generously donate wonderful raffle prizes for our January program. We would also like to thank everyone that purchased tickets.

If you have plants, books, or orchid related items and would like to donate them to the raffle, please call them at 231-7040 (prior to the program if possible).

Thank you again, Nancy and Ed

Board of Directors

Valli Laneve

President

Judy Craggs

Treasurer

Nancy Thompson

Secretary

Wanda Andrako

Publications Director

Barbi Partlow

Membership

Van Williams

Programs

Committee Chairmen

Michael Chambliss

Showcase Judging

John Hutcheson

Refreshments

Buddy Harvie

Library

Betty Essex

Affiliated Societies

Ed and Nancy Bryce

Raffle

Roger Horman

Publicity

Growing Tips by Courtney Hackney

Nothing is as basic to orchid culture as the orchid pot. There is more to the pot than just a container and selection of the best pot for your orchid plants can mean the difference between success and failure. The choice of growing container depends on the type of orchid being grown and the growing environment, i.e. your home or a greenhouse.

One of my favorite pots is the clear plastic type. They are generally produced using the same plastic and process as other orchid pots, but no color is added. Instead, a UV inhibitor is added to prevent sunlight from breaking down the plastic. Occasionally, pots will be made and sold without the UV inhibitor and these pots discolor and disintegrate in just a few months in the sunlight.

Besides additional drainage, many plastic orchid pots have a raised bottom, which allows air to flow below and through the pot. All orchids hate stale air because it is depleted in oxygen. Orchids are now grown in just about every medium from those that retain water well, such as New Zealand or Chilean Sphagnum to various types of rock, including lava rock and Staylight.

The real beauty in a clear pot is the ability to determine the degree of wetness within the pot. I grow Paphs in lava rock. Paph roots prefer a constant moisture level. If their roots dry out the orchid suffers. In clear plastic, it is easy to tell when the moisture level drops because the inside of the pot can be easily observed. With lava rock there is never the chance that the medium will get too soggy as long as each rock is $>1/4$ " in diameter. It is also easy to observe the new roots because they like to grow along the inside of the pot where moisture precipitates from the change in temperature each night. Lava rock retains lots of moisture, but other types of rock typically do not.

Phals are often grown in clear plastic pots with New Zealand Sphagnum as the medium. Phals sold as pot plants often arrive in clear pots, the ones that degrade quickly in the sun. Phal roots will grow along the clear plastic side of the pot and seem to always grow best where the sun strikes the pot. Phals in this type of pot usually have big, fat roots that turn green if moist. If you purchase a phal in this medium and there are no roots growing along the inside of the pot you can be sure the plant was recently placed in this pot. Water only when the inside of the pot becomes very dry at least until new roots can be seen growing inside the pot.

In clear pots, Phal roots, which contain chlorophyll, can generate oxygen and aid root growth if watered properly. When moisture levels are low on the inside of the pot in the morning it is time to water. Often the surface will be so dry by this time that most folks would have already watered; which would have been too soon.

Most hobbyists grow in bark or some other organic medium. Clear pots allow an easy way to determine the degree of medium decomposition, which

Address Changes

If you have moved, changed your telephone number or email address, please email Richmond Orchid Alliance with the change at ROA4U@RichmondOrchidAlliance.org or to P.O. Box 8682, Richmond, VA 23226.

We don't want your Bulletin to be delayed or not received. This is an important part of your membership.

Make Note

PLEASE note our email address is

ROA4U@RichmondOrchidAlliance.org

your records should be updated to reflect this change.

We're on the Web! Visit us at:

www.richmondorchidalliance.org

Growing Tips (continued)

may vary greatly depending on the medium, fertilizer, and watering frequency.

Finding clear, plastic pots is not always easy and they can be prohibitively expensive compared to other plastic pots. My strategy is to try to have at least one plant of each orchid type, i.e. Phal, Paph, etc, in a clear pot on every bench to help me monitor the moisture condition in pots throughout the greenhouse. The only group of orchids that do not get this type of treatment are my cattleyas because they are all grown in clay pots. Does anyone know where I can get clear, clay pots? That would be ideal.

Reprinted from February 2009

Richmond Magazine Sourcebook

Look for a mention of the Richmond Orchid Alliance in the article "One of the Crew" about Richmond-area clubs, coming out in Richmond Magazine's February "Sourcebook" issue.

Also check out www.richmondmagazine.com.



Rhyncholaeliocattleya (Memoria Hide Akatsuka x Christine Fleshman) grown by John Gregory

ROA

Richmond Orchid Alliance
P.O. Box 8682
Richmond, VA 23226

